



November 2024 in review

Summit Investment Funds

Summit Investment Funds plc is authorised in Ireland and regulated by the Central Bank of Ireland

Helping people build better futures

MARKET REVIEW

MARKET ROUND-UP

Market Review

The main event in November was the US election, which resulted in Donald Trump being re-elected and the Republicans winning a 'clean sweep'. Global stock markets moved higher, driven by US indices rallying to new all-time highs amid expectations that positives from tax cuts and deregulation would more than offset any drags on US growth from tariff policies. Bond yields fell, particularly in the Eurozone, as proposed US tariffs were expected to hamper European growth and, when combined with low inflation, would allow the European Central Bank (ECB) to cut rates more aggressively. US economic data showed strength while there were signs of softer activity in the Eurozone.

Equities

Global stock markets rallied in November, largely driven by optimism in the US due to the re-election of Trump and a Republican clean sweep. This raised expectations around US growth-friendly policies. The MSCI All Country World index rose by 4.1% (6.7% in euros) over the month, largely driven by US indices rallying to new all-time highs, with the MSCI USA rising by 6.3% (9.2% in euros). Emerging market (EM) stocks were hampered by the potential for US tariffs to weigh on growth. The MSCI EM index fell by 2.7% (-0.9% in euros).

Bonds

Eurozone government bond returns were positive as a result of a sharp fall in yields. The 10-year German bund yield was down by 31 basis points (bps) over the month to 2.11% as a lacklustre growth backdrop and headwinds from potential US policies were set to support the case for more aggressive rate cuts from the ECB. The ICE BofA 5+ Year Euro Government bond index returned 3.2% in November.

Corporate bond returns were supported by falling yields. European investment grade (IG) corporate bonds returned 1.7% as yields declined by 30bps to 3.13%. Global high yield bonds returned 0.9% as yields declined by 9bps to 6.39%.

MARKET SNAPSHOT

Market returns (EUR)

Equity Markets (EUR)	MTD Return (%)	YTD Return (%)	2023 Return (%)
MSCI Ireland	-2.7	19.9	20.6
MSCI United Kingdom	4.2	15.7	10.3
MSCI Europe ex UK	0.2	8.1	18.5
MSCI North America	9.2	33.8	22.3
MSCI Japan	3.5	14.0	16.7
MSCI EM (Emerging Markets)	-0.9	13.1	6.5
MSCI AC World	6.7	26.4	18.6
10-Year Yields	Yield last month (%)	2023 Yield (%)	2022 Yield (%)
US	4.17	3.88	3.87
Germany	2.09	2.02	2.57
UK	4.24	3.54	3.67
Japan	1.05	0.61	0.42
Ireland	2.40	2.38	3.13
Italy	3.28	3.69	4.70
Greece	2.91	3.06	4.62
Portugal	2.54	2.66	3.59
Spain	2.79	2.99	3.66
FX Rates	End last month	2023 Rates	2022 Rates
U.S. Dollar per Euro	1.06	1.10	1.07
British Pounds per Euro	0.83	0.87	0.89
U.S. Dollar per British Pounds	1.27	1.27	1.21
Commodities (USD)	MTD Return (%)	YTD Return (%)	2023 Return (%)
Oil (Brent)	-0.3	-5.3	-10.3
Gold (Oz)	-3.5	28.1	13.1
S&P Goldman Sachs Commodity Index	0.1	5.8	4.3

Source: ILIM, Bloomberg. Data is accurate as at 1 December 2024.

Source: MSCI. The MSCI information may only be used for your internal use, may not be reproduced or disseminated in any form and may not be used as a basis for or a component of any financial instruments or products or indices. None of the MSCI information is intended to constitute investment advice or a recommendation to make (or refrain from making) any kind of investment decision and may not be relied upon as such. Historical data and analysis should not be taken as an indication or guarantee of any future performance, forecast or prediction. The MSCI information is provided on an "as is" basis and the user of this information assumes the entire risk of any use made of this information. MSCI, each of its affiliates and each other person involved in or related to compiling, computing or creating any MSCI information (collectively, the "MSCI Parties") expressly disclaims all warranties (including, without limitation, any warranties of originality, accuracy, completeness, timeliness, non-infringement, merchantability and fitness for a particular purpose) with respect to this information. Without limiting any of the foregoing, in no event shall any MSCI Party have any liability for any direct, indirect, special, incidental, punitive, consequential (including, without limitation, lost profits) or any other damages. (www.msci.com)

MARKET OUTLOOK

Irish Life Investment Managers' (ILIM's) view – looking ahead

With inflation having fallen significantly and central banks suggesting policy is still above neutral levels, rates are likely to be cut further through 2025 enabling bond yields to decline over the next 12 months. On a 12-month view, our base case is that German and US 10-year government bond yields fall from current levels of 2.11% and 4.17% to 1.75% and 4.0% respectively. We believe fixed income offers a strong risk-reward profile at this stage in the cycle, with the potential to offer protection if the economy slows. The asset class is attractive from an income perspective while also providing potential for capital gains via falling yields. We believe that the risks of materially higher bond yields have reduced and, if the economy falters, major central banks will be able to cut rates to support growth. In that scenario we would expect bonds to outperform to a greater extent.

Despite uncertainties relating to the implications of US policy going forward, the fundamental backdrop for global equities, and particularly US equities, remains positive. Steady growth, strong consumer balance sheets, ongoing disinflation, rate cuts and corporate-friendly policies continue to provide a positive equity

backdrop. Divergence within regional equity performance, however, is likely to remain a feature as US exceptionalism continues, with tax cuts and deregulation adding to its existing structural competitive advantages.

Global equities valuations are above long-term averages, trading on a 12-month forward price-to-earnings (P/E) multiple of 18.4x against a long-term average of 16.1x. Equities remain expensive against both bonds and cash given the high yields currently available on these assets. Despite equities appearing fully valued, the outlook on a 12-month view is positive. With growth expected to remain firm and US corporates set to benefit from growth-friendly policies from the incoming administration in 2025, earnings are forecast to rise strongly in the next one to two years. Additional rate cuts in a positive fundamental backdrop can also contribute to further gains. Over the medium term, the rollout of AI should boost efficiencies and earnings across the whole market and allow equities to trade at higher valuation levels. The ongoing green-related capex cycle could also boost earnings over the medium term. Any short-term volatility in markets is likely to be offset by the above factors, resulting in positive returns for global equities on a 12-month time frame.



Increasing hopes of growth remaining firm have been supportive of equity markets. A continued fall in inflation, despite tariffs, enabling central banks to cut interest rates further, could contribute to additional gains in equity markets.



Forecasts for global growth in 2024 were revised up to 2.7%. The US economy has been robust while Europe has struggled as higher interest rates have impacted activity levels and demand. Lower ECB policy rates can help stabilise European sentiment and growth. Chinese growth has been lacklustre, and the authorities recently announced a range of additional stimulus measures to boost growth.



Post-election policies in the US likely to widen the growth divergence in favour of the US versus other regions in 2025. Above-trend US growth of 2.2% expected in 2025, and close-to-trend growth of 2.3% in the global economy.



Equities are above long-term average valuation multiples but, with positive economic and earnings growth in 2025/26 and additional rate cuts, can continue to grind higher.



Structural long-term benefits from the AI theme, and evidence of earnings being boosted by AI-related initiatives, can support higher equity valuation multiples.



Volatility is likely to remain a feature due to uncertainty over the eventual growth outcome, the inflation path, monetary policy and geopolitical events. Modest short-term drawdowns in markets are possible, which could provide opportunities to add to exposures.

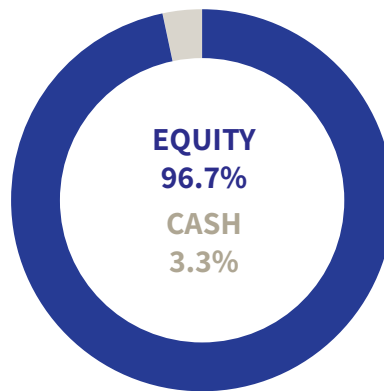
SUMMIT GROWTH FUND

The Summit Growth Fund aims to achieve growth by investing exclusively in global equities. From July 2014, equity management has been sub-advised to Setanta Asset Management. Equities are managed under the Setanta Global Equity Strategy.

Fund update for November

The Summit Growth Fund returned 4.58%, net of fund management fee, over November. Industrials, Financials and Consumer Discretionary were the best performing sectors, while the Consumer Staples, Healthcare and Utilities sectors lagged over the month. The stocks contributing most to the fund's return were Oracle, Booking Holdings and Berkshire Hathaway. The largest detractors from returns were Samsung Electronics, Air Liquide and Legrand.

Asset allocation

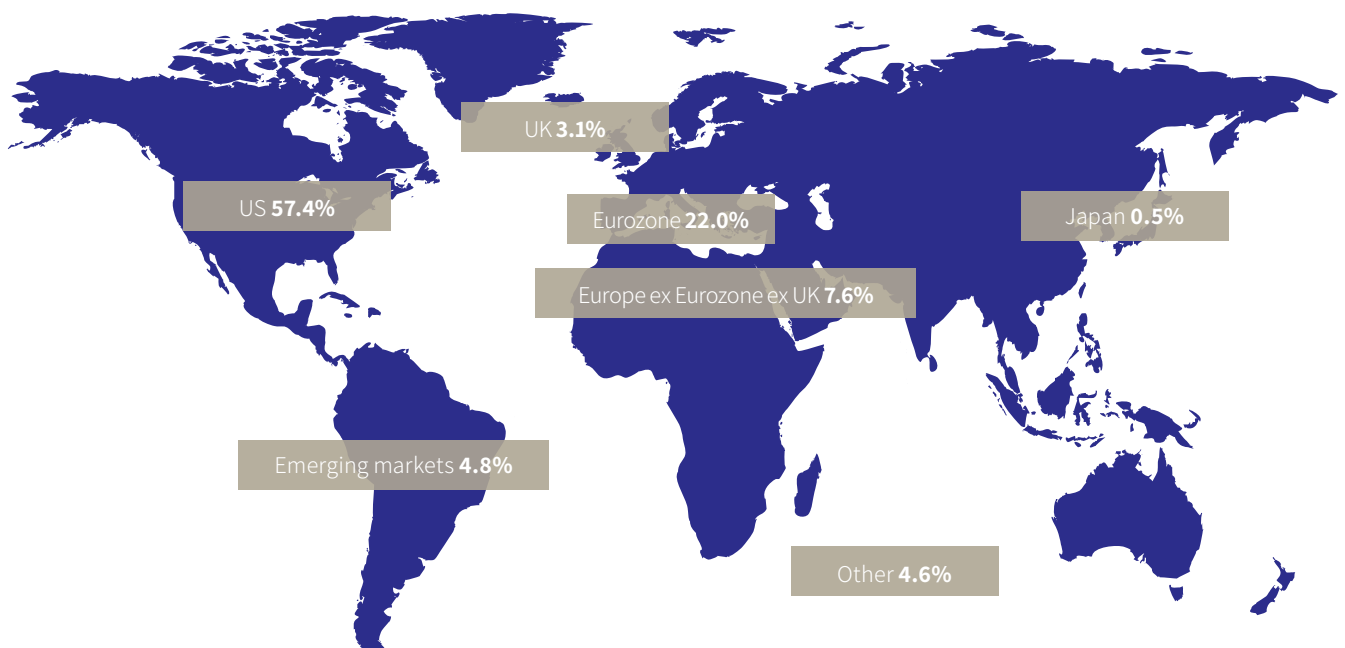


Top Ten Share Holdings

Stock name	% of fund
Berkshire Hathaway	4.7
Oracle	4.3
Microsoft	4.2
Alphabet	4.0
Booking Holdings	3.8
Taiwan Semiconductor	3.0
CRH	2.4
S&P Global	2.2
UnitedHealth Group	2.2
McDonald's	2.0

Source: ILIM, Factset. Data is accurate as at 30 November 2024.

Share regional distribution



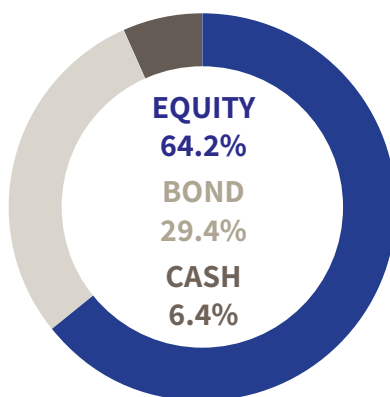
SUMMIT BALANCED FUND

The objective of the Summit Balanced Fund is to avoid excessive volatility while still providing solid returns over the medium to long term. The Fund invests in global equities but also maintains a minimum of 33% invested in a mix of fixed income and cash. From July 2014, equity management has been sub-advised to Setanta Asset Management. Equities are managed under the Setanta Global Equity Strategy.

Fund update for November

The Summit Balanced Fund returned 3.37%, net of fund management fee, over November. Industrials, Financials and Consumer Discretionary were the best performing sectors, while the Consumer Staples, Healthcare and Utilities sectors lagged over the month. The main event in November was the US election, which resulted in Donald Trump being re-elected and the Republicans winning a 'clean sweep'. US economic data showed strength while there were signs of softer activity in the Eurozone. Global stock markets moved higher, driven by US indices rallying to new highs amid expectations that positives from tax cuts and deregulation will more than offset any drags on US growth from tariff policies. Bond yields fell, particularly in the Eurozone, as proposed US tariffs were expected to hamper European growth, which, when combined with low inflation, would allow the ECB to cut rates more aggressively.

Asset allocation

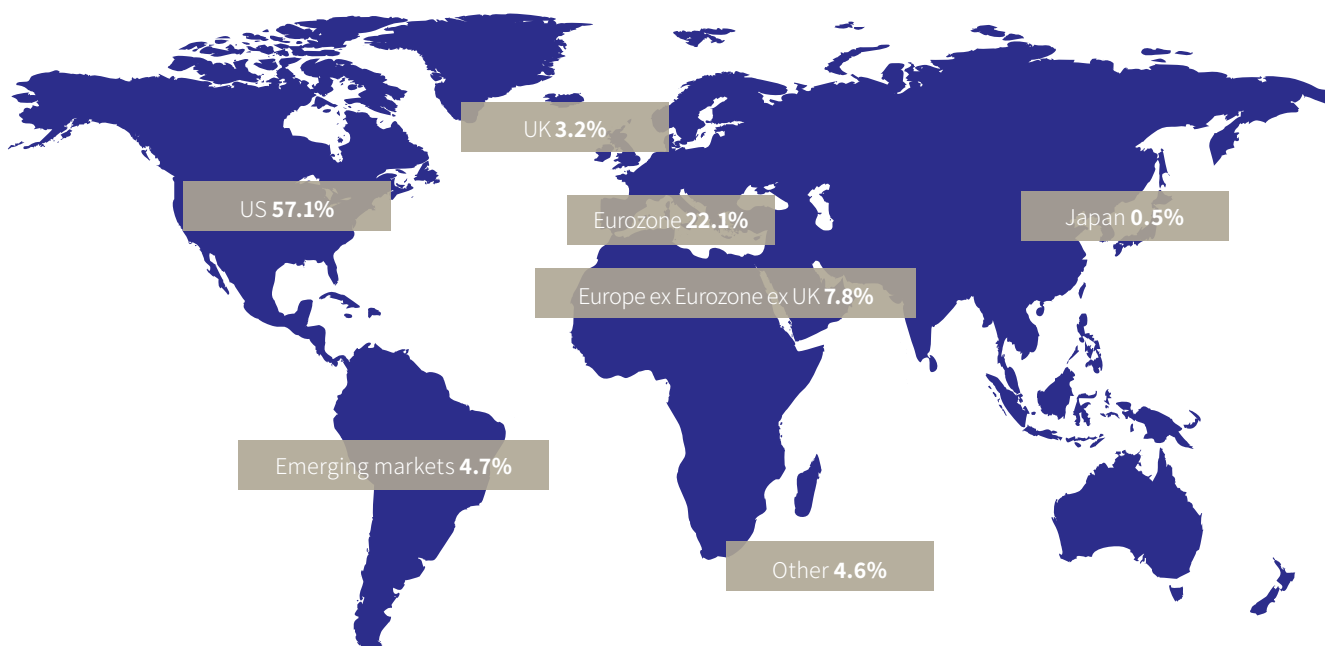


Top Ten Share Holdings

Stock name	% of fund
Berkshire Hathaway	4.6
Oracle	4.2
Microsoft	4.1
Alphabet	3.9
Booking Holdings	3.8
Taiwan Semiconductor	3.0
CRH	2.5
S&P Global	2.2
UnitedHealth Group	2.2
McDonald's	2.0

Source: ILIM, Factset. Data is accurate as at 30 November 2024.

Share regional distribution



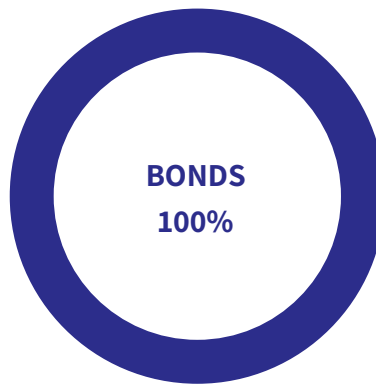
SUMMIT STABLE FUND

The Stable Fund invests in short-term eurozone government debt and cash.

Fund update for November

The Summit Stable Fund returned 0.55%, net of fund management fee, over November. Bond yields fell over the month as two-year German bond yields dropped from 2.28% to 1.95%. Core inflation was unchanged, posting a reading of +2.7% on a 12-month basis. There was no ECB meeting in November, but markets now expect a further 25bps in interest rate cuts for the meeting in December.

Asset allocation

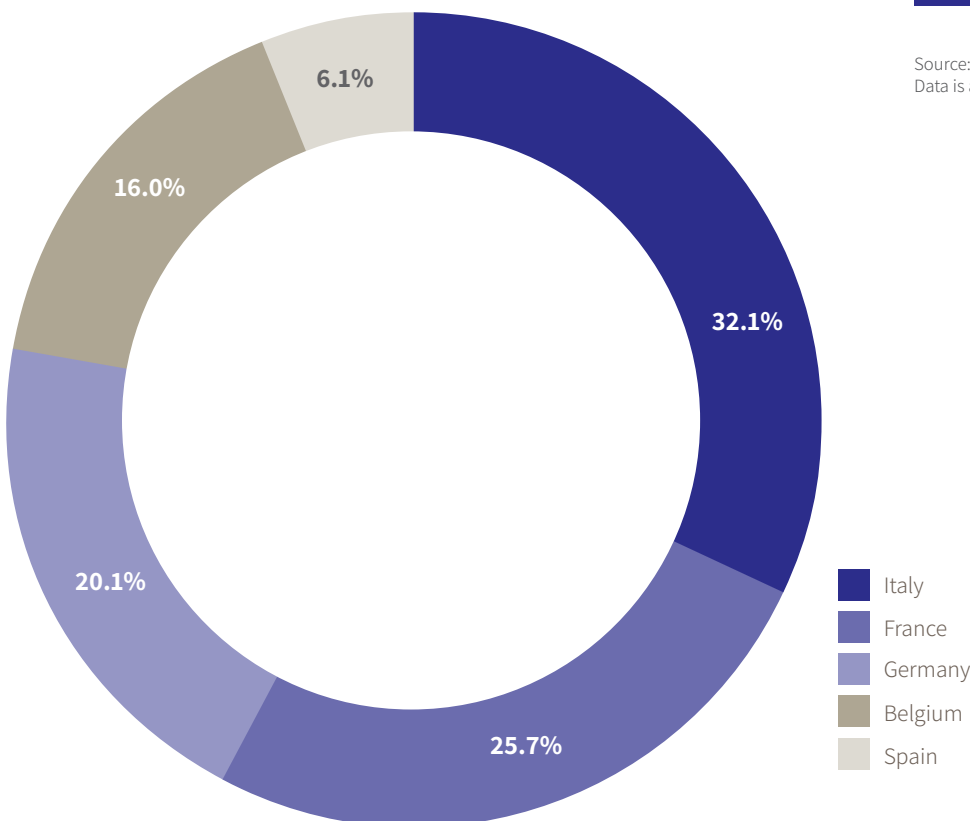


Bond portfolio credit quality

Rating / percentage of fund



Bond country distribution



Source: ILIM, Factset.
Data is accurate as at 30 November 2024.

SUMMIT FUND PERFORMANCE



At 30 November 2024

Fund returns after fund management fee	Stable	Balanced	Growth
1 Month	0.55%	3.37%	4.58%
QTD	0.27%	2.95%	4.35%
3 Month	0.83%	3.77%	5.35%
YTD	0.92%	8.73%	13.82%
1 Year	2.15%	11.15%	16.15%
2 Years pa	0.83%	5.30%	8.44%
3 Years pa	-0.75%	2.25%	5.86%
5 Years pa	-0.91%	3.25%	6.39%
10 Years pa	-0.87%	3.88%	6.28%

Source: ILIM Performance Team

Warning: If you invest in these funds you may lose some or all of the money you invest.

Warning: These funds may be affected by changes in currency exchange rates.

Warning: The value of your investment may go down as well as up.

Warning: Past performance is not a reliable guide to future performance.

ILIM'S CREDENTIALS



Irish Life Investment Managers (ILIM) is recognised internationally for its expertise, innovation and track record:

European Pensions AWARDS 2019
WINNER
Passive Manager of the Year

European Pensions AWARDS 2018
WINNER
Passive Manager of the Year

GRESB
★★★★★ 2024

2019
PROPERTY INVESTMENT/

Irish Pensions AWARDS 2019
WINNER
Investment Manager of the Year

Irish Pensions AWARDS 2020
WINNER
Investment Manager of the Year

Irish Pensions AWARDS 2021
WINNER
Risk Management Provider of the Year

Irish Pensions AWARDS 2022
WINNER
Investment Manager of the Year

Irish Pensions AWARDS 2023
WINNER
Property Manager of the Year

Irish Pensions AWARDS 2024
WINNER
Investment Manager of the Year

Summit Investment Funds plc is managed by Summit Asset Managers Limited. The Investment Manager is Irish Life Investment Managers Limited. Summit Asset Managers Limited and Irish Life Investment Managers Limited are both part of the Great-West Lifeco group of companies, global leaders in financial services.

This is intended as a general review of investment market conditions. It does not constitute investment advice and has not been prepared based on the financial needs or objectives of any particular person, and does not take account of the specific needs or circumstances of any person.

The author cannot make a personal recommendation for any person and you should seek personal investment advice as to the suitability of any investment decision or strategy to your own needs and circumstances. Any comments on specific stocks are intended as an objective, independent view in relation to that stock generally, and not in relation to its suitability to any specific person.

ILIM may manage investment funds which may have holdings in stocks commented on in this document. Past performance may not be a reliable guide to future performance. Investments may go down as well as up. Funds may be affected by changes in currency exchange rates. Irish Life Investment Managers Limited is regulated by the Central Bank of Ireland.

Figures referenced herein have been sourced from ILIM and Bloomberg. Forecast figures have been prepared by ILIM based on reasonable assumptions, internal data and data sourced from Bloomberg.